

PowerSchool for Parents

Creating PowerSchool for Parents Account

Please follow the instructions below to access your child's or children's information.

1. Request an access ID and password from your child's or children's school by using this URL:

<http://pvs.k12.nm.us/new-parents/>

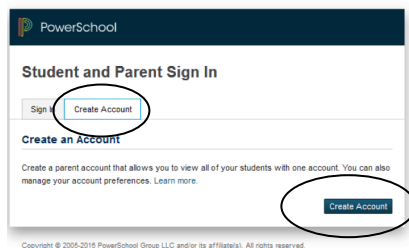
Click on "SIGN-UP FOR POWERSCHOOL" and fill out the request at the bottom of the page.

You will receive a confirmation email with an Access ID and Access Password once you complete the online form.

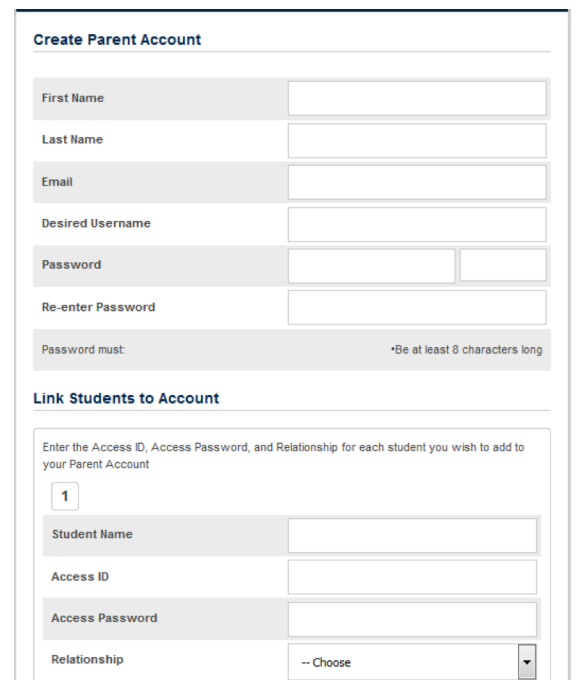
2. Go to the PowerParent website by using this URL:

<https://pvs.powerschool.com/public/pw.html>

3. Click on "CREATE AN ACCOUNT" at the top of the window and then at the bottom right hand corner.

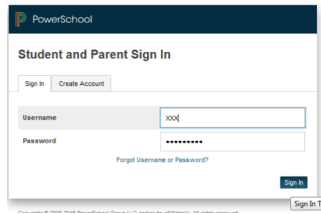


4. Enter the following information
 - a. Your first name
 - b. Your last name
 - c. Your email address
 - d. A Username – you choose your own Username
 - e. Your password – you choose your own
 - f. Re-enter your password
 - g. Student Name
 - h. Access ID – provided in the confirmation email
 - i. Access Password – provided in the confirmation email
 - j. Relationship to the child
 - k. Repeat g through j for an additional children
 - l. Click enter at the bottom of the page



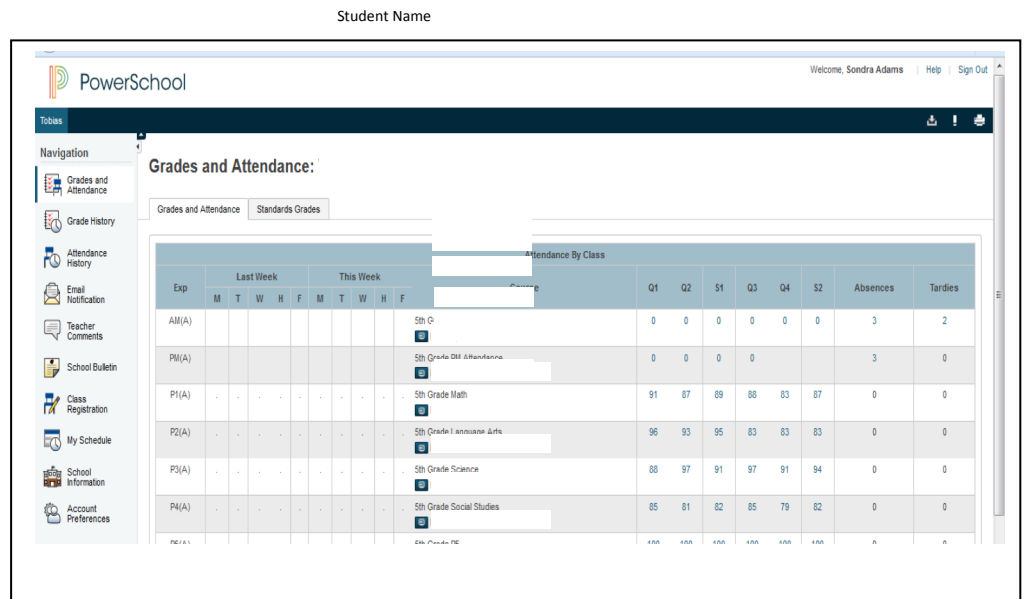
Create Parent Account	
First Name	<input type="text"/>
Last Name	<input type="text"/>
Email	<input type="text"/>
Desired Username	<input type="text"/>
Password	<input type="password"/>
Re-enter Password	<input type="password"/>
Password must: *Be at least 8 characters long	
Link Students to Account	
Enter the Access ID, Access Password, and Relationship for each student you wish to add to your Parent Account	
1	
Student Name	<input type="text"/>
Access ID	<input type="text"/>
Access Password	<input type="password"/>
Relationship	-- Choose <input type="text"/>

5. Sign into PowerParent



6. You may monitor grades, attendance and other student related information. You can also setup automated emails to notify you of grades and attendance on a regular basis.

- a. Grades
- b. Attendance
- c. Assignments
- d. Grade History
- e. Automated emails
- f. Schedules
- g. Add more students



Signing into PowerSchool for Parents after an account has been created

After you have created your individual account you may access PowerParent by:

1. Go to the school district website at www.pvs.k12.nm.us
2. On the left hand side of the screen, in the dark green ribbon, click on the link "PARENTS."
3. On the parent screen, on the right hand side of the screen, look down the list of hits until you find "POWERSCHOOL FOR PARENTS."
4. At the login screen, enter the username and password that you created in step #4 of the setup and then click on "SIGN IN" at the bottom right hand corner of the screen.

FAQs

Can more than one parent/guardian have access to a child's account?

Yes, but please note:

- Parents must have legal rights to view their child's school records.
- It is the responsibility of all parents and legal guardians to coordinate the sharing/protection of the login credentials.

How do I use PowerSchool?

Once you've logged into the system, you will see a screen that has icons on the left hand side.

By clicking on each of the links on the left side of the screen, you will be able to view current grades and attendance, grade and attendance history, teacher comments and information posted on the PowerSchool bulletin.

The Email Notification screen allows for automatic emailing of current grades and attendance to an email address or addresses that you specify.

Who do I contact if my child's information (grades, attendance, etc.) seems wrong?

Basic student information corrections: Front office of your child's school

Attendance: Attendance office of your child's school

Assignment and/or Grade Concerns: Please do not contact teachers regarding a grade until you have addressed your concern with your child. This service is not intended to increase the volume of calls/emails to teachers, but to assist you in working with your child first to address concerns before it is too late. Follow up with the teacher as needed afterward.

I forgot my user name and/or password!

Just go to the parent portal at <http://pvs.powerschool.com/public> and then click on "Having trouble signing in?"