

Food Allergy Action Plan

Emergency Care Plan

Place
Student's
Picture
Here

Name: _____ D.O.B.: ____ / ____ / ____

Allergy to: _____

Weight: _____ lbs. Asthma: Yes (higher risk for a severe reaction) No

Extremely reactive to the following foods: _____

THEREFORE:

- If checked, give epinephrine immediately for ANY symptoms if the allergen was *likely* eaten.
- If checked, give epinephrine immediately if the allergen was *definitely* eaten, even if no symptoms are noted.

Any SEVERE SYMPTOMS after suspected or known ingestion:

One or more of the following:

- LUNG: Short of breath, wheeze, repetitive cough
- HEART: Pale, blue, faint, weak pulse, dizzy, confused
- THROAT: Tight, hoarse, trouble breathing/swallowing
- MOUTH: Obstructive swelling (tongue and/or lips)
- SKIN: Many hives over body

Or combination of symptoms from different body areas:

- SKIN: Hives, itchy rashes, swelling (e.g., eyes, lips)
- GUT: Vomiting, diarrhea, crampy pain



1. INJECT EPINEPHRINE IMMEDIATELY

2. Call 911
3. Begin monitoring (see box below)
4. Give additional medications:*
 - Antihistamine
 - Inhaler (bronchodilator) if asthma

*Antihistamines & inhalers/bronchodilators are not to be depended upon to treat a severe reaction (anaphylaxis). USE EPINEPHRINE.

MILD SYMPTOMS ONLY:

- MOUTH: Itchy mouth
- SKIN: A few hives around mouth/face, mild itch
- GUT: Mild nausea/discomfort



1. GIVE ANTIHISTAMINE

2. Stay with student; alert healthcare professionals and parent
3. If symptoms progress (see above), USE EPINEPHRINE
4. Begin monitoring (see box below)

Medications/Doses

Epinephrine (brand and dose): _____

Antihistamine (brand and dose): _____

Other (e.g., inhaler-bronchodilator if asthmatic): _____

Monitoring

Stay with student; alert healthcare professionals and parent. Tell rescue squad epinephrine was given; request an ambulance with epinephrine. Note time when epinephrine was administered. A second dose of epinephrine can be given 5 minutes or more after the first if symptoms persist or recur. For a severe reaction, consider keeping student lying on back with legs raised. Treat student even if parents cannot be reached. See back/attached for auto-injection technique.

Parent/Guardian Signature _____

Date _____

Physician/Healthcare Provider Signature _____

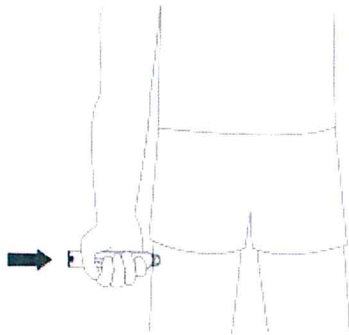
Date _____

EpiPen® (epinephrine) Auto-Injector Directions

- First, remove the EpiPen® (epinephrine) Auto-Injector from the plastic carrying case
- Pull off the blue safety release cap



- Hold orange tip near outer thigh (always apply to thigh)



- Swing and firmly push orange tip against outer thigh. Hold on thigh for approximately 10 seconds.

Remove EpiPen® (epinephrine) Auto-Injector and massage the area for 10 more seconds.

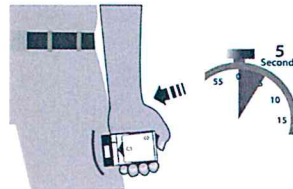
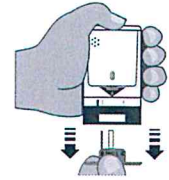
EPIPEN 2-PAK® EPIPEN Jr 2-PAK®
(Epinephrine) Auto-Injectors 0.3/0.15mg

EpiPen®, EpiPen 2-Pak®, and EpiPen Jr 2-Pak® are registered trademarks of Mylan Inc. licensed exclusively to its wholly-owned subsidiary, Mylan Specialty LP.

Auvi-Q™ (epinephrine injection, USP) Directions

Remove the outer case of Auvi-Q. This will automatically activate the voice instructions.

Pull off RED safety guard.



Place black end against outer thigh, then press firmly and hold for 5 seconds.


Auvi-Q™
epinephrine injection, USP
0.15 mg/0.3 mg auto-injectors

© 2002-2013 sanofi-aventis U.S. LLC. All rights reserved.

Adrenaclick® 0.3 mg and Adrenaclick® 0.15 mg Directions



Remove GREY caps labeled "1" and "2."



Place RED rounded tip against outer thigh, press down hard until needle penetrates. Hold for 10 seconds, then remove.

A food allergy response kit should contain at least two doses of epinephrine, other medications as noted by the student's physician, and a copy of this Food Allergy Action Plan.

A kit must accompany the student if he/she is off school grounds (i.e., field trip).

Contacts

Call 911 • Rescue squad: (____) _____ - _____ Doctor: _____ Phone: (____) _____ - _____
Parent/Guardian: _____ Phone: (____) _____ - _____

Other Emergency Contacts

Name/Relationship: _____ Phone: (____) _____ - _____
Name/Relationship: _____ Phone: (____) _____ - _____